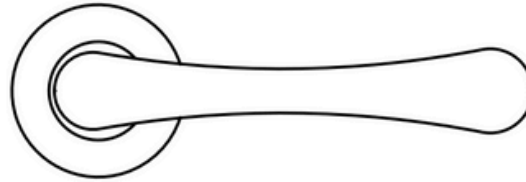
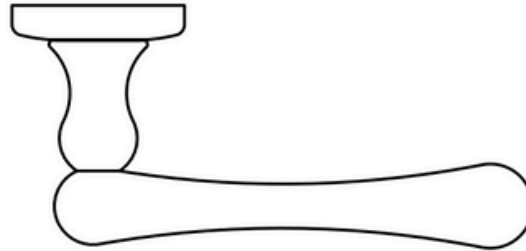


50



69



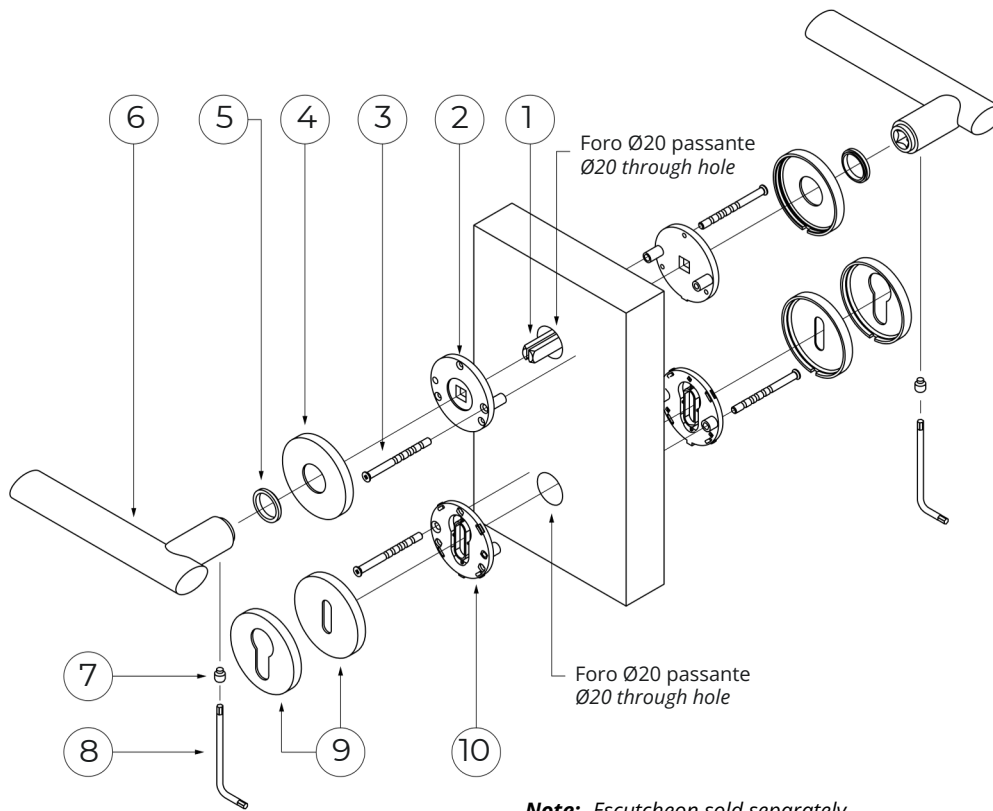
147

	Scale	Description: York Door Handle	Code TS2005
			Pittella
		Material: Brass	
Date		Weight:	

### KIT for back-to-back handle with escutcheon installation

Assembly instructions  
Istruzioni di montaggio

Handle pair with low R6 roses and patent or Yale escutcheons. Through holes and GK system. Wooden door.  
Paio di maniglie con rosette e bocchette basse R6 patent o Yale. Fori passanti e sistema GK. Porta in legno.



Description descrizione	Pivot Q8x100 Perno Q8x100	GK Spring kit Kit molla GK	TSP screw - 4x50 - Z Vite TSP - 4x50 - Z	Handle Maniglia	Ø50 mm rose Rosetta Ø50 mm	3 mm hex key Chiave a brugola 3 mm	Galvanized set screw M6x7 Grano con piolo M6x7 zincato	Nylon washer Ø16-18, t3 Ranella nylon Ø16-18, h3
				Patent or Yale escutcheon Bocchetta patent o Yale	Patent / Yale under- escutcheons Sottobocchett a patent / Yale			
Qty Qtà	1	2	4	2	2	1	2	2
				2	2			